

# New Tools for Finding Your Missing Cousins

Family History Consultant Webinar



THE CHURCH OF  
JESUS CHRIST  
OF LATTER-DAY SAINTS

## Why Should I do Descendancy Research?

“If your chart is as complete as mine, there is still very important work for you to do... We call it ‘finding our cousins.’”

Neil L. Andersen, “Find Our Cousins!” *RootsTech Family Discovery Day*, February 2014

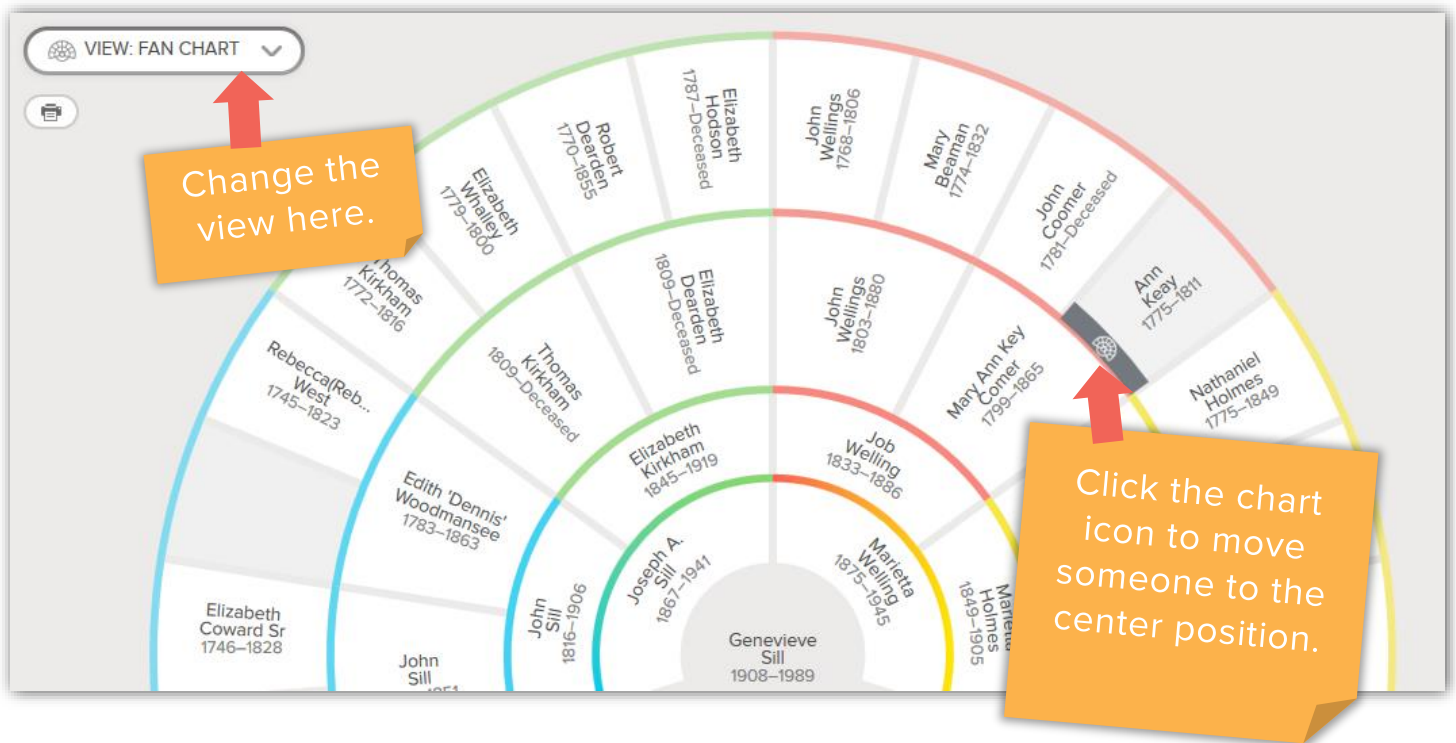


## Descendancy Research Process



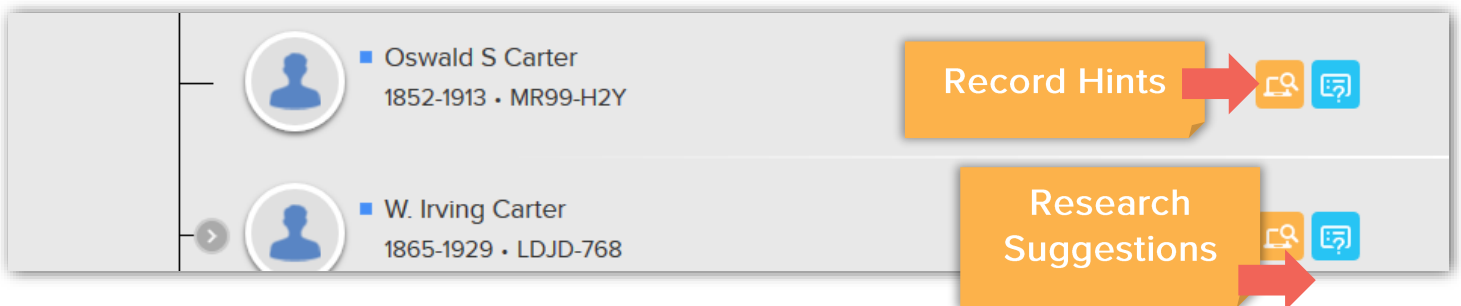
## Choose an Ancestor

Review your grandparent's great and great great grandparents to identify someone who might have descendants missing from Family Tree. Choose an ancestor who was born before 1830 and had descendants who were not members of the LDS Church. It can be helpful to focus on someone from England, the United States, or Canada.



## Select a Descendant

Change the view to descendency and select a descendant who has both a blue and a yellow icon.



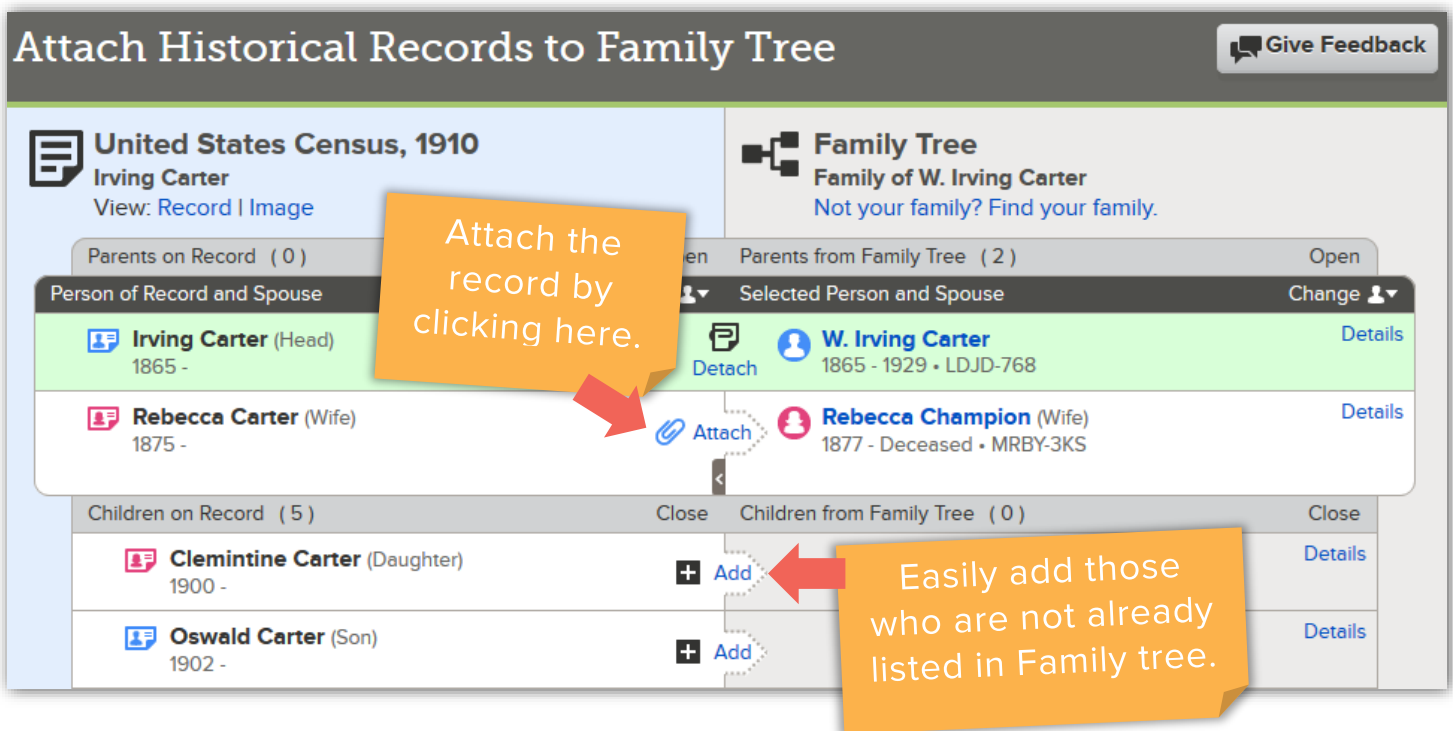
## Find a Record

Find at least two records for the family. Make sure that the records you are using are for the correct family by comparing the information on the records and Family Tree.



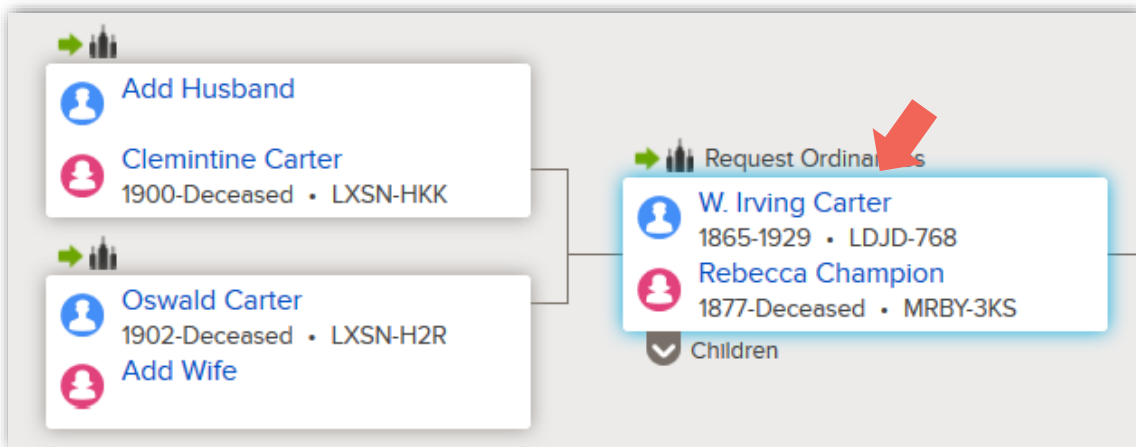
## Attach Record and Add People

Attach the record to those already in the Family Tree. Click **Add** to add people who are not already listed in Family Tree. The system will look for duplicates. Repeat for all of the records you have found.



## Reserve Ordinances

Reserve ordinances for multiple family members from the Family Tree Traditional View. Make sure to review possible duplicates, then select the ordinances you would like to reserve. Review the Church policy statement and remember that permission from the closest living relative is required to do ordinances for individuals who were born within the last 110 years.



## Print the Family Ordinance Request (FOR)

Use the temple list to print a family ordinance request. Take the FOR to the temple where a temple worker will create the blue or pink cards for you.

