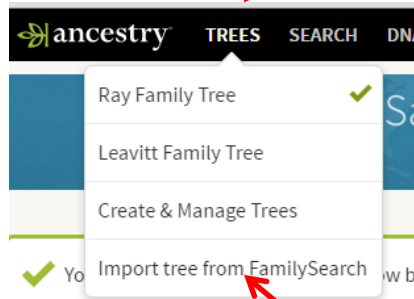


Sharing Information between Ancestry and FamilySearch

1. To Import a tree from FamilySearch to Ancestry.com

In Ancestry, click TREES

Click Import tree from FamilySearch



Name Your Family Tree

Leavitt Tree for Testing

Decide whether you want others to view your tree. Once you create your tree, you can check privacy settings for it.

Allow others to view this tree. People we believe Ancestry.

It may be best to share your tree when the information is correct or close to correct.

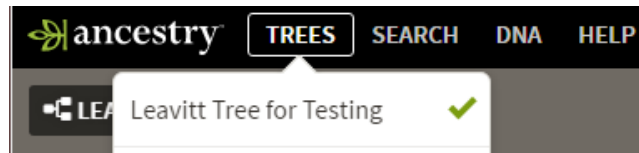
[Learn more about how we protect your privacy >](#)

SAVE

CANCEL

After it has completed creating your tree you can click 'Go To Tree'.

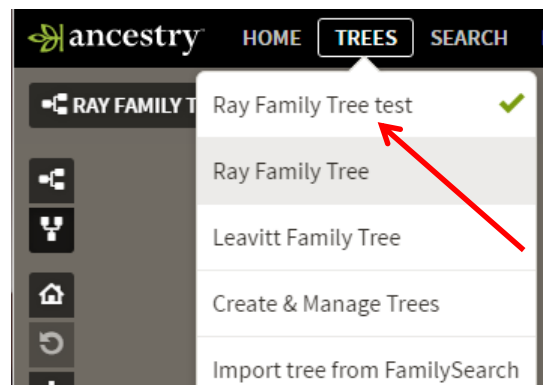
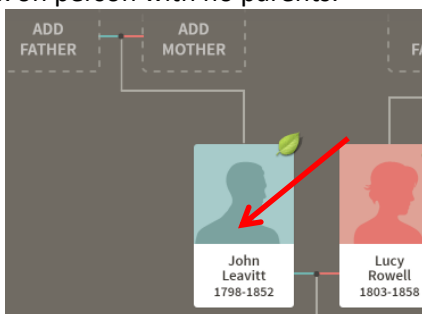
Whenever you are in Ancestry, you can click on TREES and choose the tree you have created.



2. Add 4 generations from FamilySearch to end of line person in your Ancestry tree (person with no parents):

Choose tree in Ancestry

Click on person with no parents.



Click Profile

John Leavitt
 B: 27 Jul 1798 Hatley Municipalité,
 Memphrémagog, Quebec, Canada
 D: 17 February 1852 Cambria, Hillsdale,
 Michigan, United States

PROFILE SEARCH QUICK EDIT

If tree is not green, click on it and login to Family Tree.

Note: this provides the link needed when copying people or records from a FamilySearch tree to an Ancestry tree or vice versa.

SEARCH TOOLS EDIT

, Memphrémagog, Quebec, Canada
 lsdale, Michigan, United States

Now that you are connected to FamilySearch (green tree)...

Click on the green tree

Click on 'Add relatives...'

John Leavitt
 BIRTH 27 JUL 1798 • Hatley Municipalité, Memphrémagog, Quebec, Canada
 DEATH 17 FEBRUARY 1852 • Cambria, Hillsdale, Michigan, United States
 2nd great-grandfather

Ordinance Details **COMPLETE**
 Compare person on FamilySearch
 View this person on FamilySearch
 Add relatives from FamilySearch
 Disconnect person from FamilySearch

Select a family member to add to your tree

Then you can add parents or up to four generations for the selected person (in this case: John Leavitt).

Note: as it says: this option is only for end-of-line ancestors found on your Ancestry tree.

Click your choice and then CONTINUE.

Add an immediate family member

Father: Jeremiah Leavitt (1760-1806)
 Mother: Sarah Shannon (1765-1840)

Add up to four generations for this person
 ⓘ This option is available only for end-of-line ancestors (in your tree).

CONTINUE or Cancel

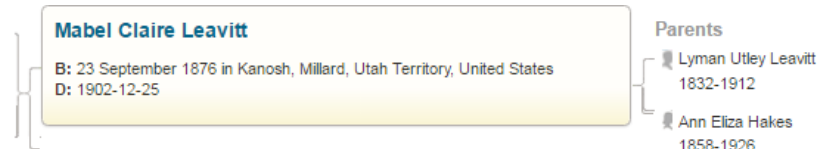
3. Search for Records for anyone in your Ancestry tree and copy to FamilySearch.

Find your person on a tree in Ancestry

Click SEARCH

OR

Click PROFILE then SEARCH (as shown here)



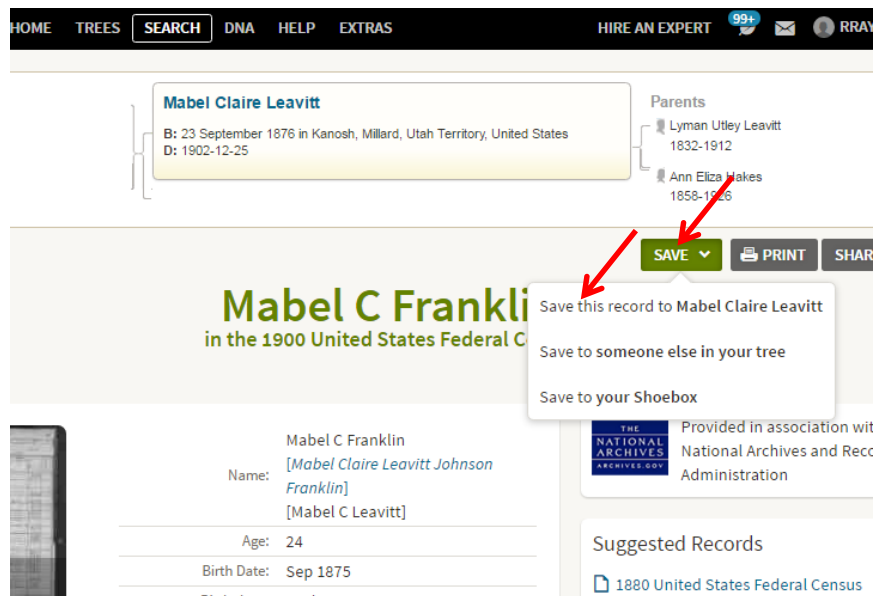
Choose a record i.e. 1900 Census.



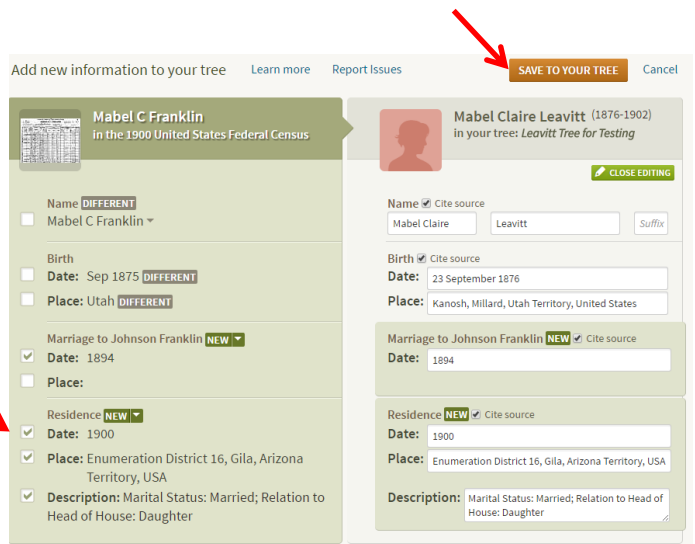
Verify the record is for Mabel

Looks good, Click SAVE

Click Save this record to Mabel...



Compare information



Check the information that you want moved to the person on your Ancestry tree.

Click 'SAVE TO YOUR TREE'

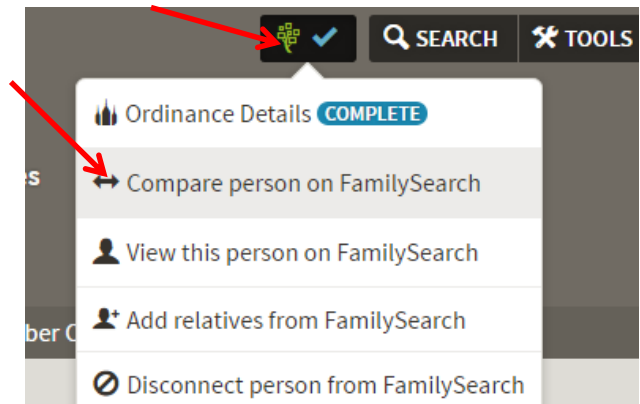


Now the record shows up on her PROFILE page as an Ancestry Source.



Now to get it to FamilySearch... we click on green tree.

Click 'Compare person on FamilySearch'



Scroll down and find the source we just added. Click on the box next to 1900 US Census.

This will move it to FamilySearch for Mabel Clair Leavitt.

1900 United States Federal Census NEW
 Detail: Year: 1900; Census Place: Enumeration District 16, Gila, Arizona Territory; Roll: 45; Page: 8B; Enumeration District: 0016; FHL microfilm: 1240045
 Url: <http://search.ancestry.com/collections/7602/records/1...>
 Supports 2 fact(s) ^

Name: Mabel Claire Leavitt
 Birth Date: 23 September 1876
 Birth Place: Kanosh, Millard, Utah Territory, United States

1900 United States Federal Census
 Detail: Year: 1900; Census Place: Enumeration District 16, Gila, Arizona Territory; Roll: 45; Page: 8B; Enumeration District: 0016; FHL microfilm: 1240045
 Url: <http://search.ancestry.com/collections/7602/records/1...>
 Supports 3 fact(s) ^

Name: Mabel Claire Leavitt
 Birth Date: 23 September 1876
 Birth Place: Kanosh, Millard, Utah Territory, United States
 Marriage Date: 1894

4. Compare/Share records from Ancestry and FamilySearch for a person in your Ancestry tree.

Choose a TREES in Ancestry



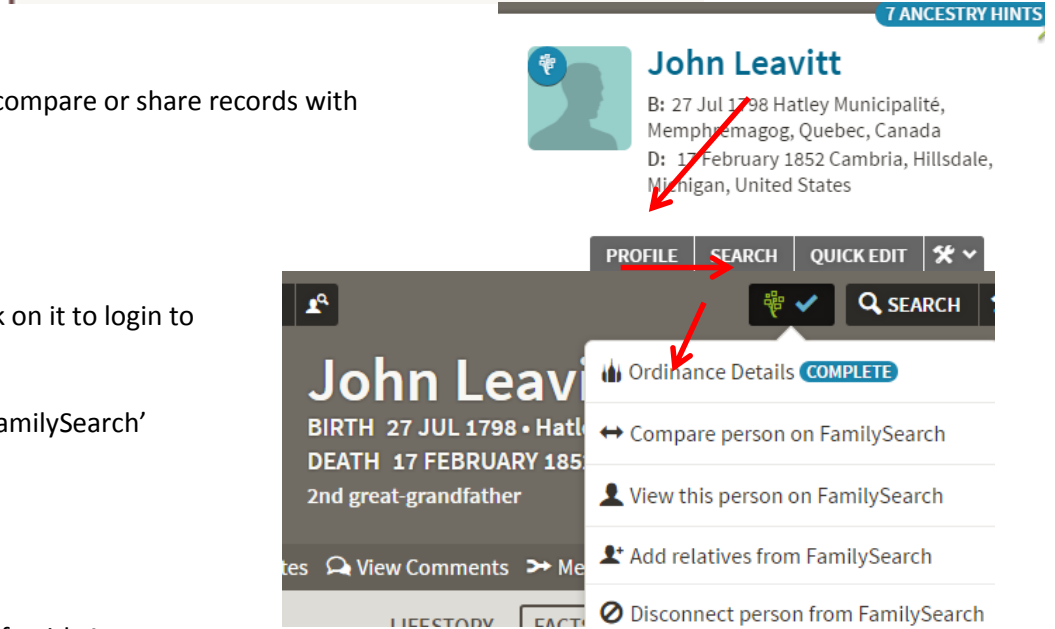
Choose one of your trees

Click on a person you want to compare or share records with
FamilySearch
Click on Profile

Make sure tree is green or click on it to login to FamilySearch.

Click on 'Compare person on FamilySearch'

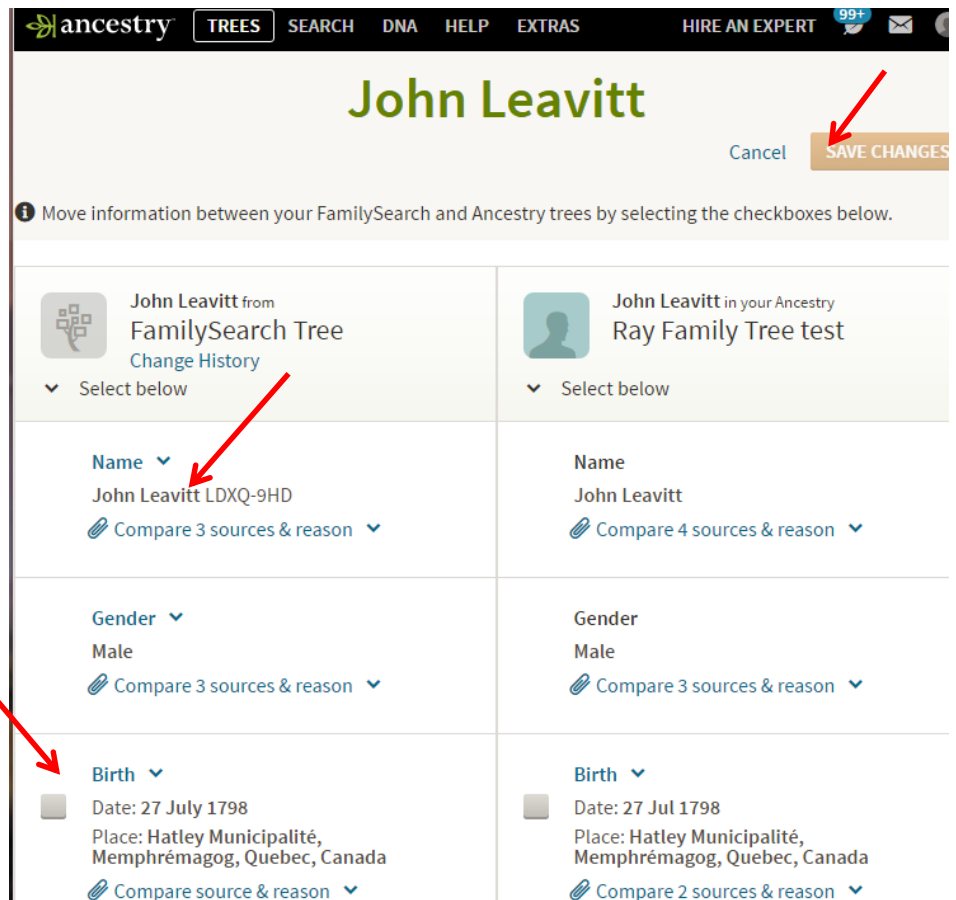
FamilySearch sources on the left with Ancestry sources on the right.



Click on Compare to view records

Click box to move information from one tree to the other.

Click SAVE to save changes.



5. Add a new person to Ancestry's tree and then copy that person to FamilySearch or match with someone already in FamilySearch.

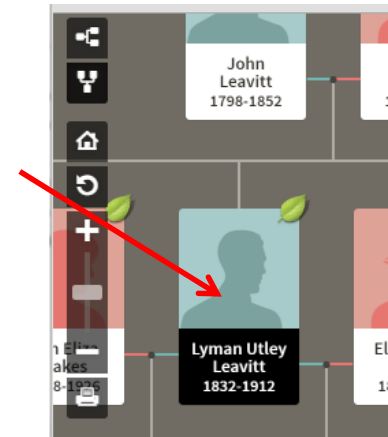
Example: we want to add a son to Lyman Leavitt's family in Ancestry and then see if there is a match in FamilySearch to connect him to. If there is no match we want to also add him to FamilySearch.

First we add a son named Sam to Lyman's family in Ancestry.
In Ancestry we click on Trees and choose the tree Lyman Leavitt would be in.
We find Lyman and click on him.

Click Profile

Lyman Utley Leavitt
B: 1832-05-24 Hatley, Stanstead, Quel
Canada
D: 24 February 1912 Pine, Gila, Arizon
United States

PROFILE SEARCH QUICK EDIT



At the top of the 'Family' section, Click Add, Son

Lyman Utley Leavitt
BIRTH 1832-05-24 • Hatley, Stanstead, Quebec, Canada
DEATH 24 FEBRUARY 1912 • Pine, Gila, Arizona, United States
great-grandfather

Notes View Comments Merge with Duplicate Save to Tree Print

Member Connect

LIFESTORY FACTS GALLERY HINTS 15

ADD Sources ADD Family ADD

Parents

- John 1798
- Lucy 1803

Add Family Member

- Spouse
- Son
- Daughter

Add his information, click SAVE

Add a Child for Lyman Utley Leavitt and Ann Eliza Hakes

SELECT SOMEONE IN YOUR TREE

ADD NEW PERSON

Add new person

First and Middle Name ✓ Sam Last Name ✓ Leavitt

Gender ✓ Male Status ✓ Deceased

Female Living

Unknown

Birth Date 1860 Birthplace City, County, State, C

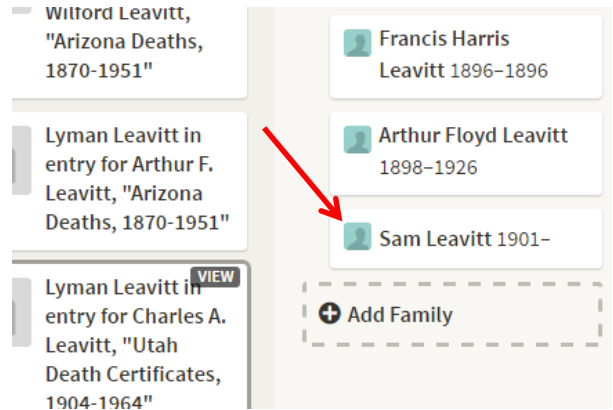
Death Date DD MMM YYYY Death Place City, County, State, C

Parents

- Lyman Utley Leavitt and Ann Eliza Hakes
- Lyman Utley Leavitt and Ellen Adell Brown
- Lyman Utley Leavitt and Unknown Mother

SAVE CANCEL

Now find Sam Leavitt and click on him. Then click 'PROFILE' so you can go to his profile page.



Click on the green tree to see matches or enter a FamilySearch PID # for someone to match with.



Click on 'Find best matches' or 'Find match by FamilySearch ID' Then, click 'CONNECT PERSON'

Or

If your person is not yet in FamilySearch, you can click on 'ADD TO FAMILYSEARCH' and that person will be added to FamilySearch's Family Tree.

